

Mobile app for parents & volunteers.



GUARDIANS/PARENTS can use the mobile app for:

- Express checkin (if enabled by your church).
- Checking your child's checkin status.
- Child pickup (electronic pickup tag)
- Adding children & updating profile information.

Note: If a parent is also a volunteer, they have access to volunteer functions.

VOLUNTEERS can use the mobile app for:


- Viewing live rosters of classes in real time.
- Accessing children's information (allergies, etc.), one-tap parent paging, & child checkout.
- Scanning codes on child and parent tags

Free mobile app available for download on Google Play or iTunes.

Go to www.kidminapp.com/parents for download links.



Creating a guardian account.



*NOTE: For parents also functioning as volunteers, if your church administrator has already invited you to be a volunteer, check your email for an invitation email and create your account from the link there.
If you're not sure, contact your church administrator.*

1

Open app & select **Create A New Guardian Account.**

Login

K
Kidmin App

Your Email

Password

Login →

Forgot Password?

DON'T HAVE AN ACCOUNT YET?

Create A New Guardian Account

2

Enter your **email, phone number**, and create your **password.**

New Account

K

Your Email

+1 (United States / Canada) ▾

Your Phone Number

Set Password

I AGREE TO TERMS OF SERVICE

Signup As Guardian →

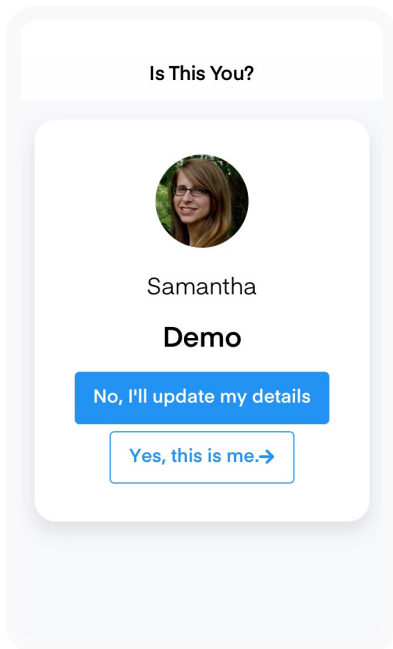
NOTE: IF YOU ARE A VOLUNTEER YOUR PASTOR MUST INVITE YOU BEFORE YOU CAN CREATE AN ACCOUNT.

Creating a guardian account (cont.)

IF YOU'RE **ALREADY** IN YOUR CHURCH'S DATABASE:



- 3 **Confirm your information** and select "Yes, this is me."



- 4 **Enter Verification Code** sent via SMS.

Once confirmed, you'll be taken to your account home screen.

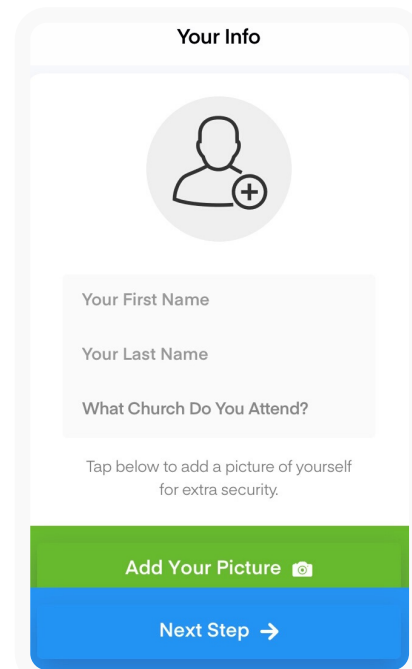
Note: If your church administrator already registered your children to your account, they will show up here. Edit their details in your settings tab.

IF YOU'RE **NOT** IN YOUR CHURCH'S DATABASE:



- 3 **Enter Verification Code** sent via SMS.

- 4 **Enter your information** (name & church) and add your picture (optional).



- 5 **Add children** (or add later).

Enter children OR input guardian referral code if your spouse has already created an account and shared their code with you.

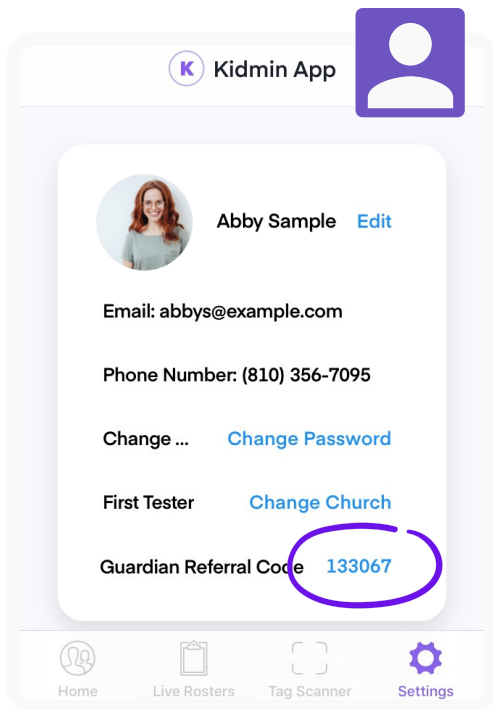
Adding children later.

After logging in, click "Add Now" on the home screen and follow the steps to add your children.

For children needing to be attached to multiple guardian accounts:

The parent or guardian who first added the child(ren):

1. Go to Settings tab.
2. Click numeric guardian referral code to send or share.



The parent or guardian receiving the guardian referral code:

1. Go to Settings tab.
2. Tap "Enter Referral Code."
3. Enter the code to attach the children to account.

